



METROLINK | BRAVO | FAMILY ESCAPE | TERRA SPORTZ | PRIDE PLATINUM



Caravan & Rv Manufacturer
Of The Year Finalist



Caravan & Rv Manufacturer
Of The Year Winner



Caravan & Rv Manufacturer
Of The Year Winner



Education & Workplace Learning
Finalist



Large Manufacturer
Finalist



Customer Service
Finalist



Large Manufacturer
Winner

CONTENTS

01	Welcome	03
02	Nova Caravans History	04
03	Nova Pro Walls	06
04	Natural EV-olution	9
05	Metrolink	12
06	Bravo Signature Series	18
07	Family Escape	26
08	Little Terra	30
09	Terra Sportz	34
10	Pride Platinum ECX48v	40
11	Specifications	44
12	Upgrades	47



“ I have been a part of the caravan industry for over 40 years and have always believed, that what we offer customers is the opportunity to realise a lifelong dream.

Nova caravans has strived to always lead the industry in innovation and technology. However throughout our journey we have always remained a customer centric business that focuses on quality and safety.

As you embark on the wonderful journey of choosing a caravan and the incredible experiences that come with owning one. Remember that Nova Caravans has an extensive award winning offering that is right for you. You know you deserve the best.”

Robert Cataldo



WELCOME

When you are the leader, the only thing you can follow is your imagination

Located at 'Metrolink House' 46 Metrolink Circuit, Campbellfield, the Nova Caravans Head Office and manufacturing plant is an impressive state of the art operation.

The office houses the Planning, Research & Development, Marketing and Warranty departments of the business and warmly welcomes visitors to partake in weekly factory tours to see Nova Caravans in action. The factory with a multi-skilled work force of electricians, plumbers and cabinet makers provide the hub of the business producing a quality and highly sought after product.

Currently presenting five Models in the 22/23 range, Nova Caravans welcomes newcomers to caravanning

and offers those updating their existing vans a plethora of choice.

Every Nova Caravans customer gets that extra level of comfort knowing that when you buy a new Nova Caravan, you deal with a national organisation that can support you anywhere in Australia.

Our dealer network of Nova Caravan specialists along with over 100 approved and qualified service centres gives you peace of mind, day after day and with our 3 year Manufacturer's Warranty on every new Nova caravan, you can feel confident knowing that you will be looked after, long after you have left our dealerships.

Across every Australian State, our customers can rest assured knowing that Nova Caravans is there to help them on their journey.

NOVA CARAVANS HISTORY



Established in 2006, Nova Caravans was founded by Robert Cataldo after working in the caravan industry since 1981. Robert had a dream to create his own brand of luxury touring caravans showcasing his unique personal flavour with a distinct European twist and resilient enough to overcome the rough Australian environment. Nova Caravans has since emerged as a market leader in both style and innovation.


Since 2006, Nova Caravans has been continuously challenged to keep up with a rapidly growing demand for their caravans. In 2007 Nova outgrew their small factory in Rex Rd, Campbellfield having to relocate an additional two more times until it was decided that in order to meet their ever-growing consumer demand, a purpose built facility would be necessary. In 2013, 'Metrolink House' was opened as a state-of-the-art Caravan Manufacturing facility, housing over 80 staff and producing in excess of over 10 caravans per week.

Since 2006, the many challenges Nova Caravans has faced, the emergence of new technologies, the impact on the environment and a diverse array of other influences have shaped who Nova Caravans is today, not only as a company but as a family.

In 2017 and 2018 Nova Caravans has been the recipient of the CTIAV Caravan and RV Manufacturer of the Year Award while in 2016 and 2019 has been recognised as a finalist for this prestigious award. This award certifies the excellence achieved within the Victorian Caravan and Camping Industry and it motivates us to continue improving and delivering outstanding products and services.







NOVA PRO - AL CONSTRUCTION WALLS

Benefits of the Nova Pro - Al, Pro Plus Construction walls & One piece roof



Superior
Insulation
Properties



No discoloration
over time due to
UV light



No joints
reducing potential
for water ingress



NOVA PRO PLUS FIBREGLASS WALLS



Lightweight
construction



Exceptional
Strength



Easy to Clean
and Maintain

*Pro Plus Standard on all Terra Sportz models

**Option on Bravo Signature Series and Family Escape Signature Series models
Pro Plus Walls available in Grey or White



MULTI AWARD WINNING CARAVANS

Our Nova Pro- al and Pro Plus Construction walls

The Walls offer a strong and lightweight structure with exceptional insulation properties to protect you from the elements, keeping you cooler in summer and warmer in winter.

These walls are extremely durable, will not age or discolour over time and deliver a sleek finish with a smooth and easy to maintain surface.

The one-piece construction eliminates external joints and reduces the opportunity for water ingress making them moist resistant.

Come and chat with us about the future of caravan design and construction.

*Standard on all Terra Sportz models

**Option on Bravo Signature series & Family Escape Signature Series models
Available in Grey or white



A NATURAL EV - OLUTION



Zero Emission **zero guilt**. That's the Nova Promise when you switch to the remarkable new release Nova range of EV Caravans. Join the Nova nation of climate discerning consumers who revel in new technology and innovation. Reduce your carbon foot print and your costs when choosing an EV Recreational Vehicle.

Realise how enlightening and calming the effect of safeguarding the future of our next generations by choosing a clean and environmentally green choice.



THE NOVA DIFFERENCE



MULTI AWARD
WINNER



INNOVATION
LEADER

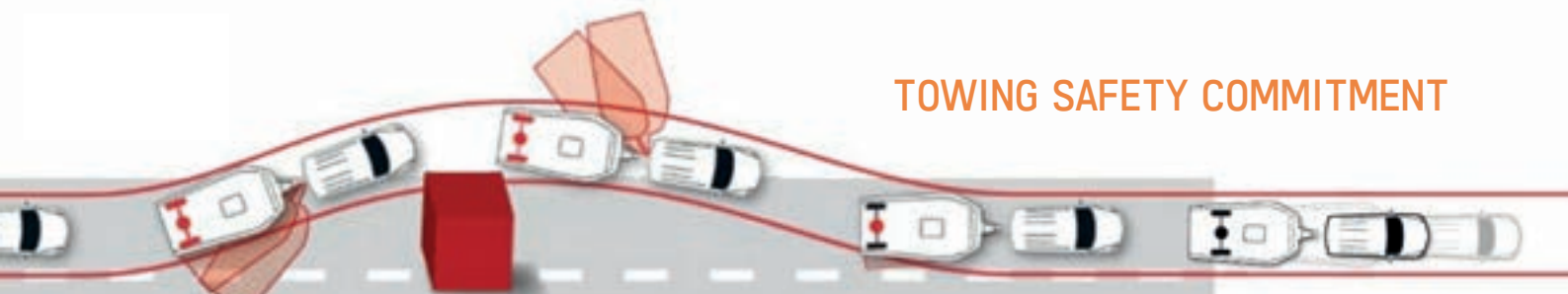


GREAT RESALE
VALUE



INDUSTRY
ACCREDITED

TOWING SAFETY COMMITMENT



Swerve or sway detected.

Line & stability maintained.
Brakes released.

Speed and stopping distance
dramatically reduced.

AUSTRALIAN MADE FAMILY OWNED



FINALIST



WINNER



WINNER



LARGE MANUFACTURER
WINNER



“Quality and customer safety are at the forefront of our business model”


METROLINK

AFFORDABILITY WITHOUT COMPROMISE

This modern range of caravans delivers a unique blend of affordability and style without compromising on luxury. Perfect for first-time caravan buyers of all ages, it is regarded by many as the best value for money caravan in the market. Drive down the highways and roads of Australia in this perfectly crafted contemporary caravan. When you arrive enjoy our industry leading luxury interiors, premium appliances and the finer touches that make our van a Nova Caravan.

What's stopping you from having the best?





STANDARD METROLINK INCLUSIONS

Nova Pro-AI sandwich panel walls
 One piece fibreglass roof
Electronic Sway Control
 Black checkerplate front and sides
 CD stereo with Bluetooth
 Double glazed windows
 External 240V, 12V and TV point
 Gas/elec hot water unit
 LED lighting throughout
 Metal Drawers
 One piece fibreglass shower (ensuite layouts)
 1 X 170w Solar Panel

Picnic table
 Power management system
 Provision for wall mounted washing machine
NEW Black USB reading lights
 Queen size bed
 Roll out awning
 Roof mounted airconditioner
NEW Cupboard door in small ensuites
 Top load washing machine (Standard in 196-1R & 196-1C model only)
 Tunnel Boot
 TV antenna

1 x Spare wheel
 105Amp battery pack (chassis mounted)
 208L Thetford Fridge
 2 x 80L Water tanks
 (1 x 80L in 186-8R model)
 15" Low profile wheels and tyres
NEW Style pull stitch upholstery
NEW Concertina blind at main door
 24" TV/DVD combo
 Reverse Camera
 Gas Bayonet
 Vegas leather

METROLINK

METROLINK 166-1R SB

Body Length 5560mm Total Length 7140mm Total Height 3035mm



METROLINK 166-1C SB CS

Body Length 5560mm Total Length 7140mm Total Height 3035mm



METROLINK 176-8C

Body Length 5730 mm Total Length 7165mm Total Height 2865mm



METROLINK 176-1R SB CS

Body Length 5845mm Total Length 7425mm Total Height 2865mm



METROLINK

METROLINK 'HOME & AWAY' 186-8R

| SB |

Body Length 6150mm Total Length 7730mm Total Height 2865mm



METROLINK 19-1R

Body Length 6300mm Total Length 8040mm Total Height 2865mm



METROLINK 'HOME & AWAY' 196-8C

| SB |

Body Length 6460mm Total Length 8190mm Total Height 2915mm



METROLINK 196-1C

| SB | CS |

Body Length 6460mm Total Length 8190mm Total Height 2865mm



OPTIONS

SINGLE BEDS | SB |

CAFE SEATING | CS |



Refer to Legend of Symbols and Conversion Chart on P47 * Total length includes A-frame and spare wheel. Total height includes air conditioner All measurements are subject to variation*

The Metrolink is a caravan that personifies and truly
represents affordable luxury”



FIND YOUR MISSING LINK



BRAVO

WHEN IT COMES TO YOUR FREEDOM FOLLOW YOUR HEART

Stylish and functional: the Nova Bravo Signature Series has all the features you need for that well deserved holiday you have been dreaming of. Whether its the safety of a reverse camera, the entertainment of a sound system or the freedom of a battery management system. You will find that our Bravo Signature series is abundant with standard features.

Get away from the busy metropolitan lifestyle in an exceptional van that will stand the test of time allowing you to travel in comfort, style and luxury.



CARAVAN & RV
MANUFACTURER
OF THE YEAR



STANDARD BRAVO SIGNATURE SERIES INCLUSIONS

Nova Pro-AI Sandwich panel walls
 One piece fibreglass roof
 A-frame mesh
Electronic Sway Control
 CD stereo with Bluetooth
 Concealed OHC catches
 Double glazed windows
 External 240V, 12V and TV point
 Gas bayonet
 Gas/elec hot water unit
 Grey water tank
NEW Concertina Blind at main door
 Gunmetal composite panel to front and rear
NEW Black USB reading lights
 LED lighting throughout
 Metal drawers

One piece fibreglass shower unit
 Picnic table
 Power management system
 Provision for wall mounted washing machine - (where applicable)
 TopLoad washing machine
NEW Style pull stitch upholstery
 Queen size bed
 Reversing camera
 Roll out awning
 Roof mounted airconditioner
 (Low profile)
 RV Wi-Fi
NEW USB Points in robe cut outs
 Tunnel boot (or front boot depending on layout)

TV antenna
 Vinyl upholstery
 1 x Spare wheel
 16" Wheels and tyres
 208L Fridge
 2 x 105Amp Battery pack
NEW Black single power points
 2 x 95L water tanks
 2 x External speakers
 2 x 12V fans
 24" Smart TV with Bluetooth
 6" Chassis and 6" A-frame
 2 x 170W Solar panels
 Full Oven
 External shower
 Top metal grey decal

BRAVO SIGNATURE

BRAVO SIGNATURE SERIES 15-1C

Body Length 4930mm Total Length 6870mm Total Height 3035mm



BRAVO SIGNATURE SERIES 166-1C

SB CS

Body Length 5560mm Total Length 7140mm Total Height 3035mm



BRAVO SIGNATURE SERIES 166-4C

Body Length 5560mm Total Length 7140mm Total Height 3035mm



BRAVO SIGNATURE SERIES 166-1R

SB

Body Length 5560mm Total Length 7140mm Total Height 3035mm



BRAVO SIGNATURE SERIES 186-1C

SB CS

Body Length 6150mm Total Length 7730mm Total Height 2865mm



“Life is so much easier when the small things add up”

BRAVO SIGNATURE

BRAVO SIGNATURE SERIES 186-1R

SB | CS

Body Length 6150mm Total Length 7730mm Total Height 2865mm



BRAVO SIGNATURE SERIES 196-1C

SB | CS

Body Length 6460mm Total Length 8190mm Total Height 2865mm



BRAVO SIGNATURE SERIES 19-1R

SB | CS

Body Length 6300mm Total Length 8040mm Total Height 2865mm



BRAVO SIGNATURE SERIES 196-4C WORKABOUT

Body Length 6530mm Total Length 8400mm Total Height 2890mm



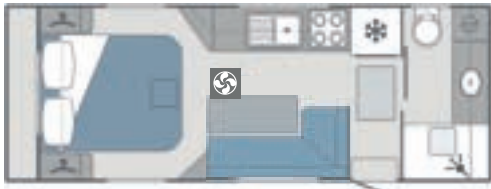
“In a Bravo Signature Series you travel in comfort style and luxury”

BRAVO SIGNATURE

BRAVO SIGNATURE SERIES 196-1R

SB | LD

Body Length 6530mm Total Length 8400mm Total Height 2890mm



BRAVO SIGNATURE SERIES 20- 17F

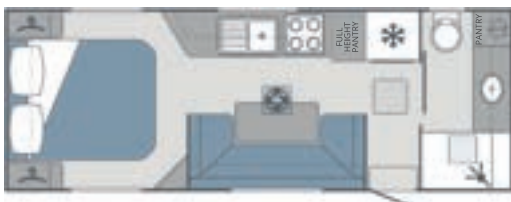
Body Length 6680mm Total Length 8550mm Total Height 2890mm



BRAVO SIGNATURE SERIES 206-1R

SB | CSL

Body Length 6760mm Total Length 8490mm Total Height 2865mm



BRAVO SIGNATURE SERIES 206-1RS (SLIDE OUT)

SB | CS

Body Length 6760mm Total Length 8490mm Total Height 2865mm



* Flat floor layout

“Make the little things in life affordable with a Nova Caravan”

BRAVO SIGNATURE

BRAVO SIGNATURE SERIES 21-1R | SB | LD

Body Length 6980mm Total Length 8900mm Total Height 2890mm



BRAVO SIGNATURE SERIES 216-1R | SB | LD | CL

Body Length 7140mm Total Length 9060mm Total Height 2890mm



BRAVO SIGNATURE SERIES 216-9R | SB | LD

Body Length 7140mm Total Length 9060mm Total Height 2890mm
* Flat floor layout



BRAVO SIGNATURE SERIES 216-17R | LD

Body Length 7140mm Total Length 9060mm Total Height 2890mm



“Giving our customers the next level of affordability and comfort”

BRAVO SIGNATURE

BRAVO SIGNATURE SERIES 216- 17F SLIDE OUT | LD

Body Length 7140mm Total Length 9060mm Total Height 3050mm
 * Flat floor layout



BRAVO SIGNATURE SERIES 236- 9R

Body Length 7740mm Total Length 9670mm Total Height 2890mm
 * Flat floor layout



BRAVO SIGNATURE SERIES 22-1C | SB | LD

Body Length 7290mm Total Length 9210mm Total Height 2890mm



OPTIONS

SINGLE BEDS | SB | L-SHAPE DINETTE | LD | CLUB LOUNGE | CL |



“Life is so much easier when the small things add up”

DISCOVER YOUR NEXT **NOVA** ESCAPE



FAMILY ESCAPE

FAMILY COMES FIRST

Hit the road in the ultimate Family Escape Signature Series, designed specifically with your family in mind. With the kids at one end and yourselves at the other, have the peace of mind knowing that everyone is taken care of.

Your dream holiday is just one escape away.





STANDARD FAMILY ESCAPE SIGNATURE SERIES INCLUSIONS

Nova Pro-AI Sandwich panel walls
 One piece fibreglass roof
 A-frame mesh
Electronic Sway Control
 CD stereo with Bluetooth
 Concealed OHC catches
 Double glazed windows
 External 240V, 12V and TV point
 Gas bayonet
 Gas/elec hot water unit
 Grey water tank
NEW Concertina Blind at main door
 Gunmetal composite panel to front and rear
NEW Black USB reading lights
 LED lighting throughout
 Metal drawers

One piece fibreglass shower unit
 Picnic table
 Power management system
 Provision for wall mounted washing machine - (where applicable)
 TopLoad washing machine
NEW Style pull stitch upholstery
 Queen size bed
 Reversing camera
 Roll out awning
 Roof mounted airconditioner (Low profile)
 RV Wi-Fi
NEW USB Points in robe cut outs
 Tunnel boot (or front boot depending on layout)

TV antenna
 Vinyl upholstery
 1 x Spare wheel
 16" Wheels and tyres
 208L Fridge
 2 x 105Amp Battery pack
NEW Black single power points
 2 x 95L water tanks
 2 x External speakers
 2 x 12V fans
 24" Smart TV with Bluetooth
 6" Chassis and 6" A-frame
 2 x 170W Solar panels
 Full Oven
 External shower
 Top metal grey decal

FAMILY ESCAPE SIGNATURE

FAMILY ESCAPE SIGNATURE SERIES 176-8C

Body Length 5730 mm Total Length 7165mm Total Height 2865mm



FAMILY ESCAPE SIGNATURE SERIES 216-3C

SB | CS

Body Length 7070mm Total Length 8580mm Total Height 2915mm



FAMILY ESCAPE SIGNATURE SERIES 22-8C

SB | CS

Body Length 7220mm Total Length 8730mm Total Height 2915mm
* Flat floor layout



FAMILY ESCAPE SIGNATURE SERIES 20-8C

SB | CS

Body Length 6760mm Total Length 8270mm Total Height 2915mm



FAMILY ESCAPE SIGNATURE SERIES 216-8C

SB | CS | CL

Body Length 7070mm Total Length 8580mm Total Height 2915mm



FAMILY ESCAPE SIGNATURE SERIES 236-8C

SB

Body Length 7660mm Total Length 9170mm Total Height 3050mm
* Flat floor layout



Z SERIES

SEMI - OFF ROAD PACK

ALKO ENDURO X INDEPENDENT SUSPENSION

DO-35 COUPLING

TOOLBOX WITH GENERATOR SLIDE

GREY WATER TANK**

2" RAISER

MANUAL STEP

EXTERNAL SPEAKERS

2 X 120amp AGM BATTERIES**

2 X 210W SOLAR PANELS**

450mm A-FRAME EXTENSION

Z SERIES DECALS

BLACK OUTSIDE ACCESSORIES

BLACK SINK TAPS & ENSUITE ACCESSORIES

6" CHASSIS

6" A-FRAME

***Available on Metrolink, Bravo & Family Escape**

****Metrolink model only**

LITTLE TERRA

THE NOT SO - LITTLE TERRA

Go anywhere in a van designed specifically to conquer the limits of the Australian Outback. The 'Terra Sportz' has no limitations so you don't have to worry about exploring or reaching those special holiday destinations others can only dream of.





Nova Pro A-Al Sandwich Walls

Independent Suspension

AL-KO ESC

Toolbox with gas compartment and Generator Provisions

NEW Bronze 16" Wheels

A - Frame mesh rack

DO-35 Coupling

Fully protected water tanks

Slide out Kitchen

Dust reduction system

Fantastic Roof hatch

External TV point and 2 speakers

Bug resistant awning lights

Air Conditioner (low profile)

LED reading lights with USB

RV-WiFi & 24" Smart TV

Washing machine provisions

Gas Bayonet

Grey Water Tank

Queen Size Bed

CD/Stereo with Bluetooth

Battery Management System

175L Compressor Fridge

2 x 100 AMP Lithium batteries

2 x 170W panel and regulator

External Shower

2 x 12V Fans

Microwave

TERRA SPORTZ *Off-Road*



THERE IS ONLY ONE
TERRA SPORTZ

Original



ALKO
**TOUGH
TESTED**

TERRA SPORTZ

BREAK ALL THE RULES

Engineered and designed to correct the weaknesses that plague other off-road caravans, the Terra Sportz is the definition of an off-road caravan.

Go anywhere in a van designed specifically to conquer the limits of the Australian Outback. The 'Terra Sportz' has no limitations so you don't have to worry about exploring or reaching those special holiday destinations others can only dream of.





STANDARD TERRA SPORTZ INCLUSIONS

Nova Pro-Plus Fibreglass sandwich panel walls
 Suspension: Stage 4 Automatic Air Bags
 Disc brakes
 Dust reduction system
 AL-KO - ESC
 Black tapware
 Ceramic toilet
 Complitte-Poly one piece floor
 DO-35 Coupling
 Double Din Stereo
 Double glazed windows
 One piece fibreglass roof
 Electrical cables and plumbing protection
 External 240V, 12V, TV and USB point
 External shower
 External TV box (where applicable)
 Front and rear floodlights
 Gas bayonet
 Gas/elec hot water unit
 Grey water tank
 Gunmetal checkerplate front and sides
 Gunmetal composite panel to front of van
 Intelli water tank monitor
 Large window to kitchen

LED lighting throughout
 Metal drawers
 Offside light
 One piece fibreglass shower unit
 Perforated chassis
 Picnic table
 Power management system
 Wall mounted washing machine (Standard in small ensuite layouts)
 Pull out step
 Queen size bed
 Rear skid Plates
 Reversing camera
 Roll out awning
 Roof mounted airconditioner (Low profile)
 RV Wi-Fi
 Soft close drawers
 Solar regulator
 TV antenna
 Upholstered bunk ends with foot rests
 Vinyl Upholstery
 Wireless phone chargers to bedroom
 1 x Spare wheel
 White/Amber bug resistant awning lights

274L Compressor Fridge
 2" Raiser
 2 x 210W Solar panels
 2 x 150amp Lithium Batteries
 2 x 95L Water tanks
 2 x 9kg Gas cylinders in tool box on A frame
 2 x External speakers
 28" Smart TV with Bluetooth
 6" Chassis and 6" A frame
 Full Oven
 NEW Flat floor
 NEW Truss Chassis
 NEW Flat front
 NEW Stone Guard with Nova Mud Flaps
 NEW Double Step
 NEW Premium Decals
 NEW Folded checkerplate sides
 NEW Rear Recovery Points



TERRA SPORTZ

TERRA SPORTZ 15-1C

Body Length 4930mm Total Length 6870mm Total Height 3035mm



TERRA SPORTZ 166-1C

SB LD

Body Length 5560mm Total Length 7440mm Total Height 3035mm



TERRA SPORTZ 166-1R

SB

Body Length 5560mm Total Length 7440mm Total Height 3035mm



TERRA SPORTZ 186-1R

SB CS

Body Length 6150mm Total Length 7730mm Total Height 2865mm



TERRA SPORTZ

TERRA SPORTZ 19-1R

SB | LD

Body Length 6300mm Total Length 8040mm Total Height 2865mm



TERRA SPORTZ 196-1R

SB | LD

Body Length 6460mm Total Length 8340mm Total Height 2950mm



TERRA SPORTZ 206-8C

CS | CL

Body Length 6760mm Total Length 8640mm Total Height 2950mm



TERRA SPORTZ 216-36C

SB | CS

Body Length 7070mm Total Length 8940mm Total Height 2950mm



*(Requires 4T tow vehicle)

TERRA SPORTZ



CARAVAN LUXURY AT IT'S FINEST



PRIDE PLATINUM **ECX48v**


SPONSOR OF MOTHER NATURE

For our prize winning Pride Platinum only the best will do.

Zero Emission zero guilt. That's the Nova Promise when you switch to the remarkable new release Nova range of EV Caravans. Join the Nova nation of climate discerning consumers who revel in new technology and innovation. Reduce your carbon foot print and your costs when choosing an EV Recreational Vehicle.

Realise how enlightening and calming the effect of safeguarding the future of our next generations by choosing a clean and environmentally green choice.





STANDARD PRIDE PLATINUM INCLUSIONS - FULL ELECTRIC CARAVAN

Nova Pro-Plus White Fibreglass Walls
 One piece fibreglass roof
 AL-KO Enduro X 4.0Tonne Ind. Suspension
 ASA moulded taillight assembly
 Automatic satellite dish
 Full Electric Caravan
 Black tapware
 Complite-Poly one piece floor
 D0-45 Coupling and 4.5T chains
 NEW 274L Compressor Fridge
 Double glazed windows
 Double pull out step
 External 240V, 12V, TV and USB point
 External solar socket
 External TV box
 Electric Oven
 Gas/elec hot water unit
 Glass hooded BBQ (where possible)
 Grey water tank
 All Appliances 240V
 Electric BBQ

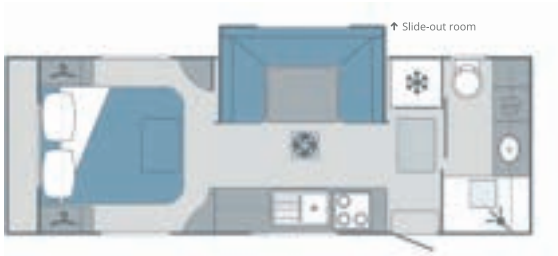
Internal grab handle with LED light
 Large window to kitchen
 Leather upholstery
 LED lighting throughout
 Mirrored cupboard to ensuite
 Nova Caravans exclusive ASA moulded front
 One piece fibreglass shower unit
 Picnic table
 Pillowtop mattress
 Power management system
 Queen size bed
 Reversing camera
 Roll out awning
 Roof mounted airconditioner (Low profile)
 NEW 5G RV-WiFi
 NEW Milenco Main Door
 AL-KO ESC
 NEW Induction Cooktop
 NEW Electric HWS

Soft close drawers
 Solar regulator
 Sound bar for Smart TV
 Top Load washing machine (where possible)
 TV antenna
 Upholstered bunk ends with foot rests
 TV antenna
 Wireless phone chargers to bedroom
 1 x Spare wheel
 12" Brakes
 2 x 105Amp Battery pack
 NEW 4 x 400W Solar Panels
 2 x 95L Water tanks
 2 x 9kg Gas cylinders in tool box
 2 x External Speakers
 32" Smart TV with Bluetooth
 5000W Inverter
 NEW 48V System
 NEW 10Amp & 15Amp - Awning Side (For Powering Other Rvs)
 Roof Mounted Air Conditioning

PRIDE PLATINUM

PRIDE PLATINUM 21-1R SB | LD

Body Length 6980mm Total Length 9050mm Total Height 3050mm
 * Flat floor layout



*Requires 4T tow vehicle)

PRIDE PLATINUM 216-17F LD

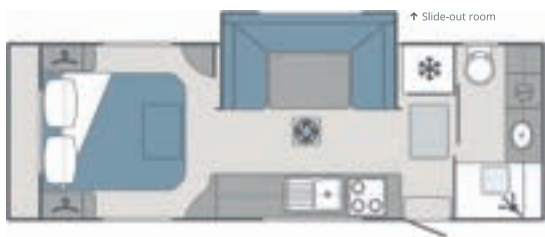
Body Length 7140mm Total Length 9060mm Total Height 3050mm
 * Flat floor layout



*Requires 4T tow vehicle)

PRIDE PLATINUM 216-1R SB | LD | CS

Body Length 7140mm Total Length 9060mm Total Height 3050mm
 * Flat floor layout



*Requires 4T tow vehicle)

PRIDE PLATINUM 22-4R SB | LD

Body Length 7290mm Total Length 9210mm Total Height 3050mm
 * Flat floor layout



*Requires 4T tow vehicle)

PRIDE PLATINUM

PRIDE PLATINUM 22-17F

LD | CS | RC

Body Length 7290mm Total Length 9210mm Total Height 3050mm
* Flat floor layout



*Requires 4T tow vehicle)

PRIDE PLATINUM 226-17R

LD

Body Length 7290mm Total Length 9360mm Total Height 3050mm
* Flat floor layout

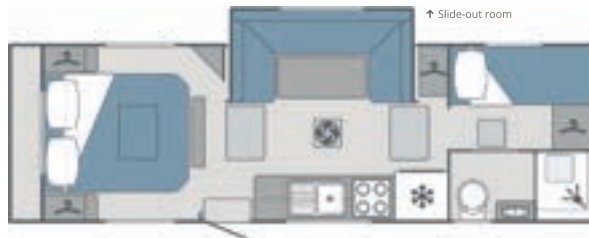


*Requires 4T tow vehicle)

PRIDE PLATINUM 236-48C

LD | CS

Body Length 7740mm Total Length 9670mm Total Height 3050mm
* Flat floor layout



OPTIONS

SINGLE BEDS | SB | L-SHAPE DINETTE | LD | CLUB LOUNGE | CL



SPECIFICATIONS

✓ Standard in model ✗ Not available in model ○ Option in model

	METROLINK	BRAVO-SS	FAMILY ESCAPE-SS	TERRA SPORTZ	PRIDE PLATINUM
APPLIANCES					
Air Conditioner	✓	✓	✓	✓	✓
Cooktop and Rangehood	✓	✓	✓	✓	✓
Fridge	✓	✓	✓	✓	✓
Hot water unit	✓	✓	✓	✓	✓
Microwave oven	✓	✓	✓	✓	✓
Full Oven	○	✓	✓	✓	✓
CHASSIS					
'A' Frame 4 x 2 main member (19' or smaller)	✓	✗	✗	✗	○
'A' Frame 6 x 2 main member (19'6" or larger)	✓	✓	✓	✓	✓
'A' Frame mesh rack	○	✓	✓	✓	✓
Complite-Poly One piece floor	○	○	○	✓	✓
Coupling 50mm	✓	✓	✓	✗	✗
Coupling DO35	✓	○	○	✓	✓
Coupling DO45	✗	○	○	○	✓
Corner stabilisers	✓	✓	✓	✓	✓
Drum Brakes	✗	✗	✗	✓	○
Disc Brakes	✗	✗	✗	✓	○
Electric brakes to all wheels	✓	✓	✓	✓	✓
Electrical cables and plumbing protection	○	○	○	✓	○
Perforated chassis	✗	✗	✗	✓	✓
Tool box with gas cylinders compartment on 'A' Frame	○	○	○	✗	✓
Tool box with gas cylinders compartment and slide on 'A' Frame	○	○	○	✓	○
ENTERTAINMENT					
CD stereo with Bluetooth connection	✓	✓	✓	✗	✗
Double Din stereo with Bluetooth connection	✗	○	○	✓	✓
External entertainment box	✗	○	○	✓	✓
External speakers x 2	○	✓	✓	✓	✓
External TV point	✓	✓	✓	✓	✓
External USB point	✗	○	○	✓	✓
RV Wi-Fi	✗	✓	✓	✓	✓
TV - 24" TV/DVD	✓	✗	✗	✗	✗
TV - 24" Smart TV with Bluetooth	○	✓	✓	✗	✗
TV - 32" Smart TV with Bluetooth	○	○	○	✓	✓
TV antenna	✓	✓	✓	✓	✓
USB point under dinette	○	○	○	✓	✓
Wireless phone chargers	○	○	○	✓	✓
EXTERNAL					
3rd bumper arm	○	○	✓	✓	✓
Aluminium pull-out step	○	○	○	✓	✓
Roll out awning	✓	✓	✓	✓	✓
External power point	✓	✓	✓	✓	✓

SPECIFICATIONS

✓ Standard in model ✗ Not available in model ○ Option in model

	METROLINK	BRAVO-SS	FAMILY ESCAPE-SS	TERRA SPORTZ	PRIDE PLATINUM
EXTERNAL					
Grab handle - Blue LED	✗	○	○	○	✓
One piece fibreglass roof	✓	✓	✓	✓	✓
Picnic table	✓	✓	✓	✓	✓
Roof hatches	✓	✓	✓	✓	✓
Twin 9kg gas cylinder (1 x 9kg Metrolink 186-8R)	✓	✓	✓	✓	✓
Glass Hooded BBQ (Where applicable)	○	○	○	○	✓
Front - ASA UV stabilised moulded front with black shield	✗	✗	✗	✗	✓
Front - Checkerplate front	✓	✓	✓	✓	✗
Walls - Nova Pro-Al sandwich panel walls	✓	✓	✓	✗	○
Walls - Nova Pro Plus Fibreglass	✓	○	○	✓	✓
Water tanks - 80 litre	○	✗	✗	✗	✗
Water tanks - 95 litre	○	✓	✓	✓	✓
Wheels - 'Talon' Black / Machine face	✗	✗	✗	✓	✓
Wheels - 'Force' Machine / Satin face	✓	✓	✓	✗	✗
Stoneguard protection on A-frame (Subject to length of A-frame)	○	○	○	✓	○
Dust Reduction System	○	○	○	✓	○
INTERNAL					
Above bench vanity basin	✓	✓	✗	✓	✓
Electronic water level indicator	✓	✓	✗	✓	✓
Ensuite - Accessories	✓	✓	✓	✓	✓
Ensuite - Deluxe black tapware and accessories	✓	○	○	✓	✓
Ensuite - Full mirror (where applicable)	✗	✓	✓	✓	✓
Full overhead cupboards in ensuite models (where applicable)	✗	✓	✓	✓	✓
Full laminex splashback to kitchen	✓	✓	✓	✓	✓
Full tunnel boot (layout dependent)	✓	✓	○	○	○
Grab handle (where applicable)	✓	✓	✓	✓	✓
High gloss furniture ply top and bottom	✓	✓	✓	✓	✓
Metal drawers	✓	✓	✓	✓	✓
Polished edge mirrors	✗	○	○	✗	✓
Power point at dinette	✓	✓	✓	✓	✓
Seats with upholstered bases	✗	✗	✗	✓	✓
Shower door in mirror finish	○	○	✗	○	✓
Soft close drawers	✗	○	○	✓	✓
'Waterfall' benchtops (where applicable)	✗	○	○	✓	✓
Euro Style Overhead cupboards	✗	○	○	✓	✓
LIGHTING					
External LED annex lights	✓	✓	✓	✓	✓
LEDs throughout	✓	✓	✓	✓	✓
Led reading lights with usb points	✓	✓	✓	✓	✓

SPECIFICATIONS

✓ Standard in model ✗ Not available in model ○ Option in model

	METROLINK	BRAVO-SS	FAMILY ESCAPE-SS	TERRA SPORTZ	PRIDE PLATINUM
LIGHTING					
LED Spot light front and rear	○ ○	○ ○	○ ○	✓	○ ○
Additional LED Annex light	○ ○ ○	○ ○ ○	○ ○ ○	○ ○	○ ○ ○
Concealed Over-Head Cupboard Lighting	○ ✗	○ ○ ○	○ ○ ○	✓	○ ○ ○
Offside light	○	○ ○ ○	○ ○ ○	✓	○ ○ ○
PLUMBING					
Deep single bowl sink and drainer	✓	✓	✓	✓	✓
External Shower	✓	✓	✓	✓	○
One piece fibreglass shower unit	✓	✓	✓	✓	✓
Gas bayonet	✓	✓	✓	✓	✓
Grey water tank	✓	✓	✓	✓	✓
Mains pressure water inlet with clip on fitting	✓	✓	✓	✓	✓
Mains tap to 'A' Frame	✓	✓	✓	✓	✓
Fully protected water tanks	✓	✓	✓	✓	✓
Toilet - 12v flush	✓	✓	✓	✓	✓
Toilet - Cassette toilet (ensuite layouts)	✓	✓	✓	✓	✗
Toilet - Thetford ceramic cassette toilet	✓	✓	✓	✓	✓
Washing machine - Top loading (large ensuite layouts)	✓	✓	✓	✓	✓
Washing machine - Front loading wall mounted (small ensuite layout)	✗	○ ○ ○	○ ○ ○	○ ○ ○	○ ○ ○
Washing machine - Front loading (where possible)	✓	○ ○ ○	○ ○ ○	○ ○ ○	○ ○ ○
Water pump 12v	✓	✓	✓	✓	✓
POWER					
Battery - 105Amp Battery	✓	✓	✓	✗	✓
Battery - 120Amp Battery	○	○ ○ ○	○ ○ ○	✗	○ ○ ○
2 x 100 AMP lithium batteries	○ ○ ○ ○ ○	○ ○ ○ ○ ○	○ ○ ○ ○ ○	✓	○ ○ ○ ○ ○
2 x 150 AMP Lithium Batteries	○ ○ ○ ○ ○ ○	○ ○ ○ ○ ○ ○	○ ○ ○ ○ ○ ○	✓	○ ○ ○ ○ ○ ○
Battery charger 30Amp	✓	✓	✓	✓	✓
Double power points throughout	✓	✓	✓	✓	✓
Single power points throughout	✓	✓	✓	✗	✓
External 12v and 240v outlets	✓	✓	✓	✓	✓
Power management	✓	✓	✓	✓	✓
Electronic battery monitor	✓	✓	✓	✓	✓
Solar Panel - 1 x 170W Solar panel and regulator	○	✗	✓	✗	✗
Solar Panel - 2 x 170W Solar panel and regulator	○	✓	✓	✓	✓
SAFETY AND SECURITY					
All circuits protected by fuses or circuit breakers	✓	✓	✓	✓	✓
AL-KO ESC	✓	✗	✓	✓	✓
Electronic Sway Control	✓	✓	✓	✓	✓
AL-KO Anti Theft System (ATS)	○ ○ ○ ○ ○	○ ○ ○ ○ ○	○ ○ ○ ○ ○	○ ○ ✗	○ ○ ○ ○ ○
Break safe breakaway unit	✓	✓	✓	✓	✓
Door with 'RV Safe Mesh'	✓	✓	✓	✓	✓
Fire extinguisher	✓	✓	✓	✓	✓
LED spotlight front and rear	✓	✓	✓	✓	✓
LED tail and clearance lights	✓	✓	✓	✓	✓
Reversing camera	✓	✓	✓	✓	✓
Smoke alarm	✓	✓	✓	✓	✓

SPECIFICATIONS

✓ Standard in model ✗ Not available in model ○ Option in model

	METROLINK	BRAVO-SS	FAMILY ESCAPE-SS	TERRA SPORTZ	PRIDE PLATINUM
SUSPENSION					
Airbag Independent suspension	✗	✗	✗	✓	✗
AL-KO Enduro X Independent Suspension	○	○	○	✗	✓
AL-KO Rocker / Roller Suspension	✓	✓	✓	✗	✗
Leaf Spring Suspension	✗	✗	✗	✗	✗
UPHOLSTERY					
Vinyl upholstery	✓	✓	✓	✓	○
Leather upholstery	○	○	○	○	✓
Curtains	○	○	○	○	✓
Upholstered bunk ends with lift up foot rests (where applicable)	✗	○	○	✓	✓

UPGRADES

'Z SERIES' PACK - "CROSS COUNTRY"

AL-KO 3.7T Enduro Independent Suspension with twin shocks
 Black awning arms, external vents, grab handle J-mould and infill
 DO-35 coupling
 Grey water tank
 G&S Chassis
 Pull out step
 Tool box with gas cylinder compartment and generator slide
 'Z Series' Decals
 2" chassis raiser
 2 x Black external speakers
 2 x 120amp AGM Batteries
 2 x 210W Solar panels
 450mm 'A' Frame extension
 6" Chassis, 6" 'A' Frame
 Black sink, taps and en-suite accessories

○	○	○	✗	✗
---	---	---	---	---

UPGRADES

	METROLINK	BRAVO-SS	FAMILY ESCAPE-SS	TERRA SPORTZ	PRIDE PLATINUM
“OFF GRID PACK”*					
Projecta 3000W inverter	○	○	○	○	×
3 x 210W Solar Panels	○	○	○	○	×
1 x 300 AMP Lithium Battery	○	○	○	○	×
“OFF GRID PLUS PACK”*					
Projecta 3000W inverter	×	○	○	○	×
4 x 210W Solar Panels	×	○	○	○	×
1 x 400 AMP Battery	×	○	○	○	×
180 AMP 240v Charger	×	○	○	○	×
60 amp DC to DC Charger	×	○	○	○	×
40 amp MPPT Solar Regulator	×	○	○	○	×
7” colour monitor & control panel – Monitors and controls power, water, statistics, events and lighting	×	○	○	○	×
Water control – Measurers up to 4 tanks	×	○	○	○	×
Lighting control & switches	×	○	○	○	×
TPMS (Tyre Pressure Monitoring System)	×	○	○	○	×



UPGRADES

	METROLINK	BRAVO-SS	FAMILY ESCAPE-SS	TERRA SPORTZ	PRIDE PLATINUM
ECX48v 7KW OR 14KW ELECTRIC SYSTEM*					
Full Electric Caravan					
All Appliances 240V					
48V System					
4 x 400W Solar Panels					
5000W Inverter					
10Amp & 15Amp - Awning Side (For Powering Other RVs)	×	○	○	○	
Electric BBQ					
Induction Cooktop					
Electric Oven					
Electric HWS					



FACTORY TOURS

Nova Caravans invites you to come and take a tour with us at our state of the art facility. Come and find out why you should choose a Nova Caravan.

Speak to the people who are experts in their trade and discuss the myriad of options available to suit your own personal needs. Tours are conducted Friday's at 1:00pm by Appointment

Simply call on (03) 9930 0900 to make a booking. Email: factorytours@novacaravans.com.au



NOVA & THE COMMUNITY



At Nova Caravans we are very proud to support a number of organisations enabling them to grow, develop and prosper.

We acknowledge the importance of these groups and their positive impact they have on the community. They are a great example of dedication, commitment and share values that Nova Caravans stands for.



Werribee Fire Brigade - CFA



LIFE'S ABOUT THE LITTLE MOMENTS





CONVERSION CHART	
13'6 Feet	4115 mm
15 Foot	4572 mm
15 Foot 6 Inches	4724 mm
16 Foot	4877 mm
16 Foot 6 Inches	5029 mm
17 Foot	5182 mm
17 Foot 6 Inches	5334 mm
18 Foot	5486 mm
18 Foot 6 Inches	5639 mm

CONVERSION CHART	
19 Foot	5791 mm
19 Foot 6 Inches	5944 mm
20 foot	6096 mm
20 Foot 6 Inches	6248 mm
21 Foot	6400 mm
21 Foot 6 Inches	6553 mm
22 Foot	6705 mm
22 Foot 6 Inches	6858 mm
23 Foot	7010 mm

"You know you deserve the Best!"



NOVA CARAVANS



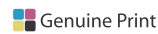
46 Metrolink Circuit,
Campbellfield VIC 3061

Tel: (03) 9930 0900

Email: sales@novacaravans.com.au

Web: novacaravans.com.au

Nova Caravans would like to thank these suppliers for their continued support:



Nova Caravans proudly support:



www.novacaravans.com.au

