

MILLARD
CARAVANS

BREAKAWAY



Your ticket to *freedom*

Off Grid







MILLARD
CARAVANS

BREAKAWAY




Key Aspects

- 5 year Structural & 2 year Manufacturing Warranty
- Compliant to Australian Design Rules (ADR) — Approval VTA-060501
- Hot Dipped Galvanised Chassis designed & made by Millard
- Full piece roof
- Aluminium Frame Walls
- 900mm high Checker Plate
- Aluminium Composite Panels in a range of colours
- Honeycomb Floor (inert & recyclable) plus under galvanised sheeting
- Off Road Suspension
 - Tandem Axle — Cruisemaster XT
 - Single Axle — Tuffride
- D035 Coupling
- External Shower
- BF Goodrich 17" wheels
- 300AH Lithium Battery
- Enerdrive Battery Management System
- 2600W Inverter
- Diesel Heater
- Full under carriage coverage of exposed pipes
- Custom toolbox with Gas Bottles contained
- Stone Guard
- 2 x 95L Water Tanks + 110L Grey Tank
- Electronic Stability Control
- 2 Water Pumps

Tandem Axle



Single Axle





Specifications

	16ft9"	17ft6"	19ft6"	20ft6"
Door Position	CD	CD or RD	CD or RD	CD
Standard Seating	L-Lounge	L-Lounge	Dinette	L-Lounge
Seating Options			L-Lounge	

Nominal Dimensions (mm)				
External length	5310	5510	6110	6410
Internal Length	5150	5350	5950	6250
Total Length includes A Frame & Spare Wheel	7795	7995	8595	8895
External width (including Rollup Awning)	2500	2500	2500	2500
Internal width	2285	2285	2285	2285
Internal Height	2010	2010	2010	2010
Total Travel Height with AC (Indicative)	3180	3180	3180	3180

Weights (kgs)				
Average Tare Weight	2450	2520	2860	3080
Average Ball Weight	3000	3000	3500	3500
ATM (kgs)	185	185(RD)	290(CD)	280
Carry Load or Payload (Approximate)	550	480	640	420

Indicative weights, subject to change as dependent on the specification and options - See note 2

Indicative Height, subject to the wheel size, layout and load on the van axles/suspension.

Construction	16ft9"	17ft6"	19ft6"	20ft6"
Hot Dip Galvanised Chassis	•	•	•	•
Aluminium Wall Frame	•	•	•	•
Full Piece Composite Roof	•	•	•	•
Insulation to Walls and Ceilings	•	•	•	•
HoneyComb Flooring	•	•	•	•
Galvanized Sheeting under Floor	•	•	•	•
Pipe Lagging and Gal covers	•	•	•	•
Gal Sheeting in Tunnel Boot with Drainage at each side	•	•	•	•
Double Bar Galvanised Rear Bumper with Spare Wheel	•	•	•	•

	16ft9"	17ft6"	19ft6"	20ft6"
4 Inch Raiser	•	•	•	•
Aluminium Composite Panel	•	•	•	•
Extended Draw Bar	•	•	•	•
Wheel Axle	Single	Single	Tandem	Tandem
Tuffride Twin Shock ATM	3000kgs	3000kgs	NA	NA
Cruisemaster XT Suspension ATM	NA	NA	3500kgs	3500kgs

Exterior				
BFGOODRICH MUD-TERRAIN T/A KM3 265/75R16 123/120Q Tyre fit with Rish Mill rim	•	•	•	•
Checker Plate - Black, approx 850mm on sides and back	•	•	•	•
Aluminium Composite Panel - White	•	•	•	•
Optional Aluminium Composite Panel - Silver or Charcoal or Dark Grey	o	o	o	o
Vinyl Decals Colours: Red, Blue, Silver, Matt Orange	o	o	o	o
2 x 95litre water Tanks	•	•	•	•
Dual Water Tank Inlets	•	•	•	•
Grey Water Tank (110 Litres)	•	•	•	•
Hot Water System - Tank (Gas and Electric Heating)	•	•	•	•
Foam Lagging around PVC drainage pipes Plus Gal Covers	•	•	•	•
Picnic Table	•	•	•	•
Mains Tap to A Frame & Mains Pressure	•	•	•	•
2 x 9kg Gas Bottles	•	•	•	•
3 x Solar Panels with Regulator (200watts each)	•	•	•	•
Additional Solar Panel (200watts)	o	o	o	o
External Awning with centre support Bracket	•	•	•	•
Annexe Lights : Door side x 3, Drivers Side x1	•	•	•	•
Front and Rear LED Bar Light	•	•	•	•
Gas Bayonet	•	•	•	•
External Speakers	•	•	•	•
Entrance Door 1850mm	•	•	•	•
Large Tool Box with Sliders and Gas Bottles Inside	•	•	•	•
Reversing Camera	•	•	•	•

Your ticket to *freedom*

	16ft9"	17ft6"	19ft6"	20ft6"
DO35 Coupling	•	•	•	•
External Shower at Rear	•	•	•	•
External TV Point + Arm+ Locker	•	•	•	•
Dust Pressure System - Dometic	•	•	•	•
Dust Pressure System - Carafan CP700	o	o	o	o
Stone Guard	•	•	•	•
Mesh on the A- Frame	o	o	o	o
Jerry Can Holders	x2	x2	x2	x2
Additional External Pump	•	•	•	•
Electrical				
Batteries: Lithium BTECH 300 AH	•	•	•	•
ESYS-I: eSystem 60/40 AC/DC , TS-45 , Simarine	•	•	•	•
Epower 2600W Inverter w/RCD and AC Tfer Switch	•	•	•	•
2 x Anderson Plugs	•	•	•	•
3 dippers water level indicators	•	•	•	•
Smart TV	•	•	•	•
Downlights	24"	24"	27"	27"
Solar Blanket	•	•	•	•

Internals				
CNC Cabinetry	•	•	•	•
Piano Hinges	•	•	•	•
Bi- Fold Dining Table	NA	NA	•	NA
Telescopic Dining Table with Tic Cushion	•	•	o	•
Exclusive Upholstery designs and Fabrics	•	•	•	•
Full Size Bedhead and Map Holder	•	•	•	•
Pelmets (Std : bedroom windows + Above seating)	•	•	•	•
Dometic Ibis 4 Air Conditioner	•	•	•	•
Dometic RUA640BX 2 Door ABSRP Fridge 3WAY 188L	o	o	o	NA
Dometic RUA840BX 2 Door ABSRP Fridge 3WAY 224L	NA	NA	NA	o

	16ft9"	17ft6"	19ft6"	20ft6"
Dometic RUC 6408X 2 Door Compressor Fridge 188L	•	•	•	NA
Dometic RUC 8408X 2 Door Compressor Fridge 224L	NA	NA	NA	•
Dometic MC101 Full Oven 3 Burner + 1 Gas - Grill - Oven	•	•	•	•
Dometic MC102 Cooktop 3 Burner + 1 Gas - Grill	o	o	o	o
Eberspacher Airtronic D2 Diesel Heater	•	•	•	•
Microwave	•	•	•	•
Slimline RangeHood	•	•	•	•
Qflow Exclusive Front Loader Washing Machine	•	•	•	•
Winegard HD Antenna	•	•	•	•
Additional 24" LED TV	o	o	o	o
Sirocco Fans	o	o	o	o
Skylight Hatch with LED lighting (450x400mm)	•	•	NA	NA
Skylight Hatch with LED lighting (700x500mm)	NA	NA	•	•
Additional Hatch in Ensuite	o	o	o	o
Sliding Door at Ensuite	•	•	•	•
2 Bathroom Exhaust Hatches with LED	•	•	•	•
InLine water filter at Kitchen Tap with Gooseneck Tap	•	•	•	•

Safety				
Breakaway Safety System	•	•	•	•
Fire Extinguisher	•	•	•	•
Smoke Alarm	•	•	•	•
Door - External 4 Pin lock with Security Screen	•	•	•	•
AL-KO ESC (Electronic Stability Control)	NA	•	•	•
Dexter Stability Control System	•	o	o	o
Alko Tow Assist (Note 3)	NA	o	o	o

Fabric/Splash Board, Vanity, Kitchen Bench				
Number of Colour Combinations - Choose from MFLOW or Toura	15	15	15	15

Note 1:
The tow ball and tare weights are only a guide and will change depending on accessories that are fitted to your van. It is advisable to discuss this with your Millard Dealer covering your specific requirements.

Note 2:
Options are layout dependent and some options are not available on certain vans and should be discussed with your dealer

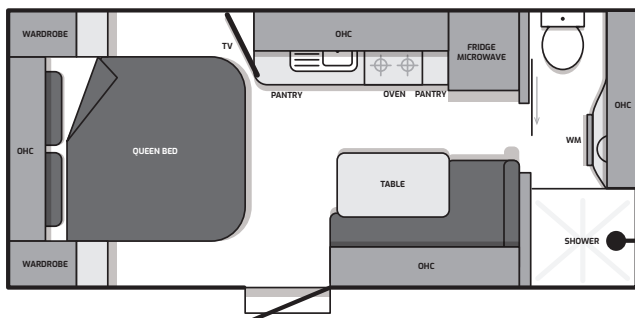
Note 3:
For Tow assist the suspension will be Enduro Tandem 12 Inch Brakes

BREAKAWAY

Layouts

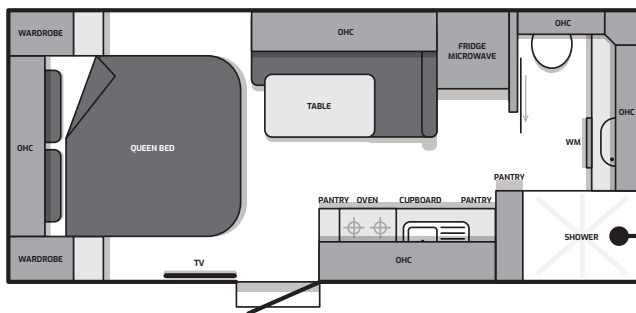
16ft 9

Centre Door (CD)



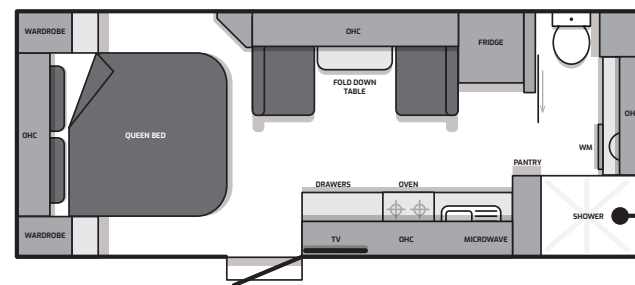
17ft 6

Centre Door (CD)

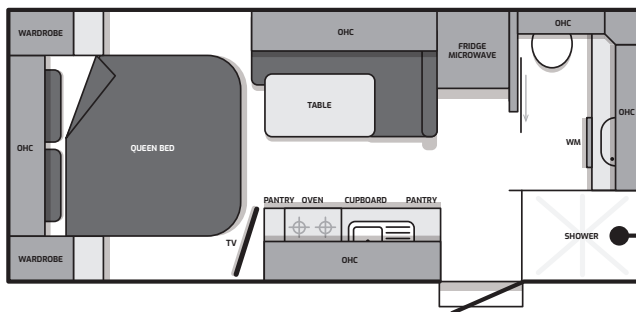


19ft 6 Dinette

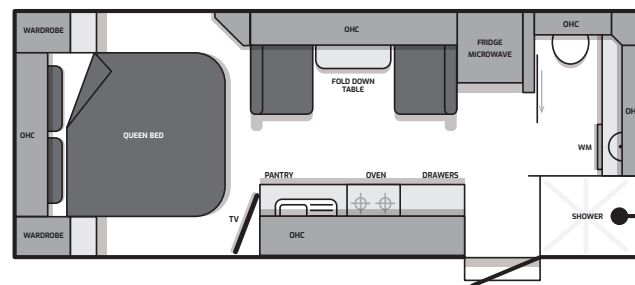
Centre Door (CD)



Rear Door (RD)



Rear Door (RD)

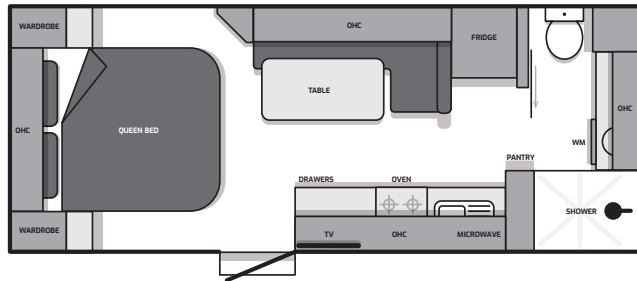


Your ticket to *freedom*

Key	Overhead cupboard	Fridge	Fridge	WM	Washing Machine
OHC	Shower	MW	Microwave	Robe	Robe
Shower				TV	Television

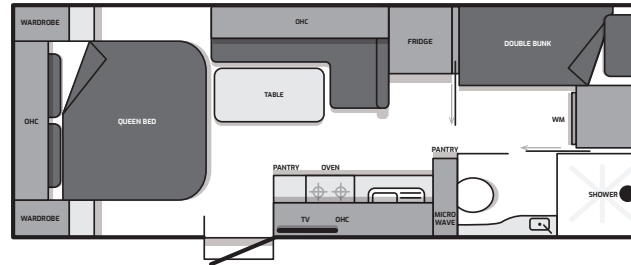
19ft 6 L-Lounge

Centre Door (CD)

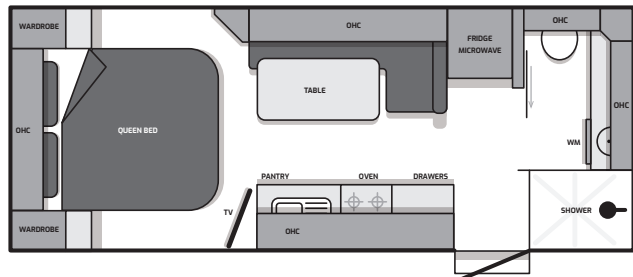


20ft 6 Family Van

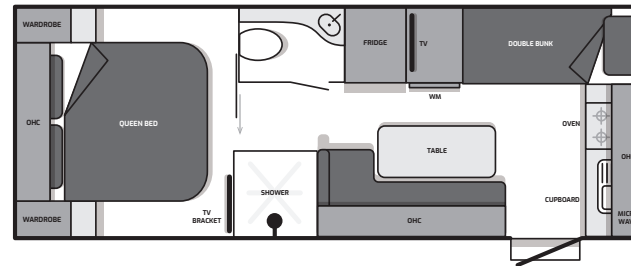
Centre Door (CD)



Rear Door (RD)




Rear Door (RD)




Key
OHC Overhead cupboard
Shower Shower
Fridge MW Fridge Microwave
WM Robe Washing Machine
TV Television

BREAKAWAY

Built Tough & Ready for Action



Your ticket to *freedom*





Your ticket to *freedom*

Your Millard Caravans Dealer:

Unit 1/36-42 Orange Grove Road,
Warwick Farm NSW 2170

02 9829 2055

info@millardrv.com.au



millardcaravans.com.au

  @millardcaravans